

## **Golf Croquet**

### **Direction of Play**

From the starting corner, proceed to hoops #1 - 2 - 3 - 4 in a clock-wise direction (i.e., the four corners).

Next, head up the middle to hoops #5 and #6.

Turn left to hoop #7 and play the four corners in a counter-clockwise direction to hoops 8 - 9 - 10.

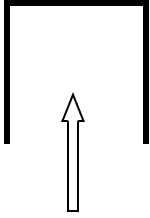
Head down the middle to hoops 11, 12.

In the event of a 6-6 tie at hoop 12, your tiebreaker wicket is the red one (indicated as #3,#10, #13 in diagram). Players will shoot from hoop 12 to a point beyond hoop 13 and come back through it from the far side.


For more information on Croquet  
Contact: Cheryl Bromley cell: 954-242-8601  
or email, [bromleycroquet@gmail.com](mailto:bromleycroquet@gmail.com)

GOLF CROQUET  
Direction of Play  
6 wickets ("hoops")

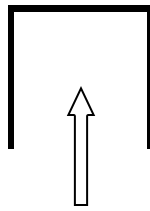
Wicket #2



Wicket #3



Wicket #6



Order of Play

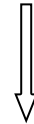
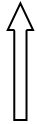


Blue

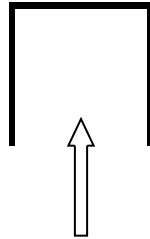
Red

Black

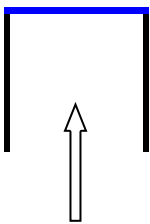
Yellow



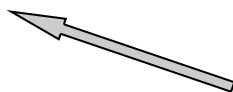

Wicket #5



Wicket #1



Wicket #4



CLOCK-WISE direction for 1st six wickets



Starting area

3' radius

# GOLF CROQUET

Direction of Play

13 wickets (after hoop #6, continue in a counter-clockwise direction.)

